

# BurButler Crystal Range

**Gate Dental Services Ltd**  
**The Dental Bur Management System**  
[www.dentalorganiser.com](http://www.dentalorganiser.com)  
[sales@dentalorganiser.com](mailto:sales@dentalorganiser.com)



## Organisation of your dental burs

In a busy dental practice your burs are a basic necessity.

If you cannot find the bur you want it is frustrating and time consuming.

After every appointment the burs have to be cleaned and sterilised and returned to the right operator and in the correct order. This is a task that has been laborious, time consuming, frustrating and fiddly even with the best of the rest of the bur-blocks to date.

The new BuButler has an autoclavable silicon base and lid to make your life easier and more efficient.

Recommended by Gordan Christensen as one of top100 products for 2017

## So what makes the BurButler unique?

The patented tapered holes of the BurButler are designed to engage the end diameter of any dental bur, fiction grip, or latch grip and burs can be inserted and removed with the lightest touch. The spaces between the burs allow the large fingered dentist to remove and insert the burs which will stay in place even if you invert the block.

No magnets, no burs stuck to instruments, no lost burs, and at last give every practice a happy team with a simple solution to a daily chore.

The burs can therefore be mixed and matched in any combination for any procedure or for the most discerning dentist with 5 hole 10 hole 25 hole options and a tall lid for laboratory and surgical burs.

## Cycle of Efficiency

With autoclavable clear lids which fit snugly onto the silicon base, the assembled bur block **with** the burs in place can be passed through the sterilisation cycle as you choose.

- Washer disinfector: Separate base and lid.
- Ultrasonic Bath: Leave the burs in the base. ( Base and burs only )
- Autoclave: Reassemble Base and Lid without having to remove the burs.

Microbiological testing results available on the website [www.dentalorganiser.com](http://www.dentalorganiser.com).

**BurButler** reduces the time required and minimises any handling risks of burs with elimination of manually cleaning and reinserting the burs and having to do so in the correct order.

Combined with the colour coding (five colours) that allows the burs to be returned as they were set up by the dentist and sent by each dentist or operatory, or for any procedure. This represents a huge saving in time and effort and a "system" that allows you to organise your precious burs, the simplest and one of the most essential requirements in every dental practice.

## Additional Uses

BurButler may be used for sterilisation, storage and organisation of any small parts. Cotton wool rolls, swabs, implant components such as impression copings and healing caps.


For more details please see our website [www.dentalorganiser.com](http://www.dentalorganiser.com)




**5 Hole Amber Orange**




**10 Hole Diamond White**



**25 Hole Ruby Pink**



**25 Hole Amethyst Purple Tall Lid**



**Five Colours**